

# Further chromatography

## Worksheet

Combined Science - Chemistry - Key Stage 4

C8 Chemical Analysis

Mr Robbins



# Periodic Table of Elements

Key:

relative atomic mass → 1  
 Name → hydrogen  
 Atomic symbol ← H  
 Atomic (proton number) ← 1

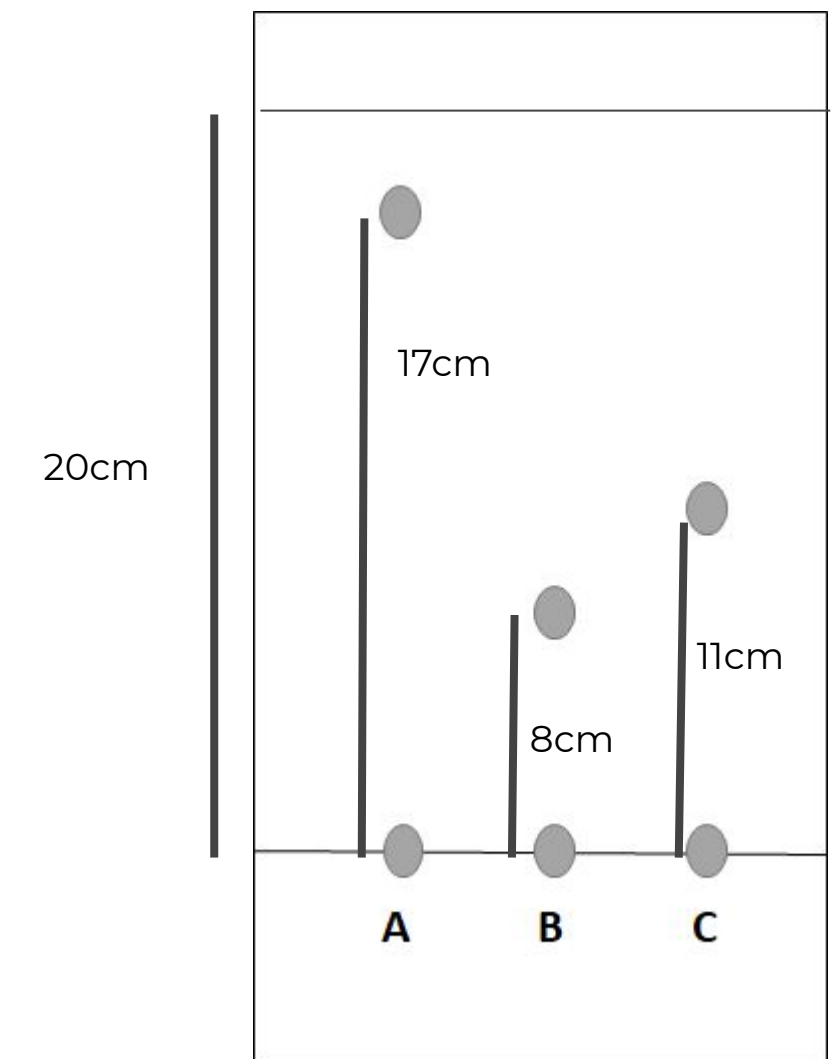
1 <b>H</b> hydrogen 1																	4 <b>He</b> helium 2				
7 <b>Li</b> lithium 3	9 <b>Be</b> beryllium 4															11 <b>B</b> boron 5	12 <b>C</b> carbon 6	14 <b>N</b> nitrogen 7	16 <b>O</b> oxygen 8	19 <b>F</b> fluorine 9	20 <b>Ne</b> neon 10
23 <b>Na</b> sodium 11	24 <b>Mg</b> magnesium 12															27 <b>Al</b> aluminium 13	28 <b>Si</b> silicon 14	31 <b>P</b> phosphorus 15	32 <b>S</b> sulfur 16	35.5 <b>Cl</b> chlorine 17	40 <b>Ar</b> argon 18
39 <b>K</b> potassium 19	40 <b>Ca</b> calcium 20	45 <b>Sc</b> scandium 21	48 <b>Ti</b> titanium 22	51 <b>V</b> vanadium 23	52 <b>Cr</b> chromium 24	55 <b>Mn</b> manganese 25	56 <b>Fe</b> iron 26	59 <b>Co</b> cobalt 27	59 <b>Ni</b> nickel 28	63.5 <b>Cu</b> copper 29	65 <b>Zn</b> zinc 30	70 <b>Ga</b> gallium 31	73 <b>Ge</b> germanium 32	75 <b>As</b> arsenic 33	79 <b>Se</b> selenium 34	80 <b>Br</b> bromine 35	84 <b>Kr</b> krypton 36				
85 <b>Rb</b> rubidium 37	88 <b>Sr</b> strontium 38	89 <b>Y</b> yttrium 39	91 <b>Zr</b> zirconium 40	93 <b>Nb</b> niobium 41	96 <b>Mo</b> molybdenum 42	[97] <b>Tc</b> technetium 43	101 <b>Ru</b> ruthenium 44	103 <b>Rh</b> rhodium 45	106 <b>Pd</b> palladium 46	108 <b>Ag</b> silver 47	112 <b>Cd</b> cadmium 48	115 <b>In</b> indium 49	119 <b>Sn</b> tin 50	122 <b>Sb</b> antimony 51	128 <b>Te</b> tellurium 52	127 <b>I</b> iodine 53	131 <b>Xe</b> xenon 54				
133 <b>Cs</b> caesium 55	137 <b>Ba</b> barium 56	139 <b>La*</b> lanthanum 57	178 <b>Hf</b> hafnium 72	181 <b>Ta</b> tantalum 73	184 <b>W</b> tungsten 74	186 <b>Re</b> rhenium 75	190 <b>Os</b> osmium 76	192 <b>Ir</b> iridium 77	195 <b>Pt</b> platinum 78	197 <b>Au</b> gold 79	201 <b>Hg</b> mercury 80	204 <b>Tl</b> thallium 81	207 <b>Pb</b> lead 82	209 <b>Bi</b> bismuth 83	[209] <b>Po</b> polonium 84	[210] <b>At</b> astatine 85	[222] <b>Rn</b> radon 86				
[223] <b>Fr</b> francium 87	[226] <b>Ra</b> radium 88	[227] <b>Ac*</b> actinium 89	[267] <b>Rf</b> rutherfordium 104	[270] <b>Db</b> dubnium 105	[269] <b>Sg</b> seaborgium 106	[270] <b>Bh</b> bohrium 107	[270] <b>Hs</b> hassium 108	[278] <b>Mt</b> meitnerium 109	[281] <b>Ds</b> darmstadtium 110	[281] <b>Rg</b> roentgenium 87	[285] <b>Cn</b> copernicium 112	[286] <b>Nh</b> nihonium 113	[289] <b>Fl</b> flerovium 114	[289] <b>Mc</b> moscovium 115	[293] <b>Lv</b> livermorium 116	[293] <b>Ts</b> tennessine 117	[294] <b>Og</b> oganesson 118				

\* The lanthanides (atomic numbers 58 - 71) and the Actinides (atomic numbers 90 - 103) have been omitted.

Relative atomic masses for **Cu** and **Cl** have not been rounded to the nearest whole number.



1. Why do we use a pencil to draw the line in chromatography?
2. What has to be added to the equipment to ensure ethanol does not evaporate?
3. What do we call the line made by the solvent when we take it out the beaker?
4. What is the formula for calculating the Rf value?
5. Calculate the Rf values of A, B, C.

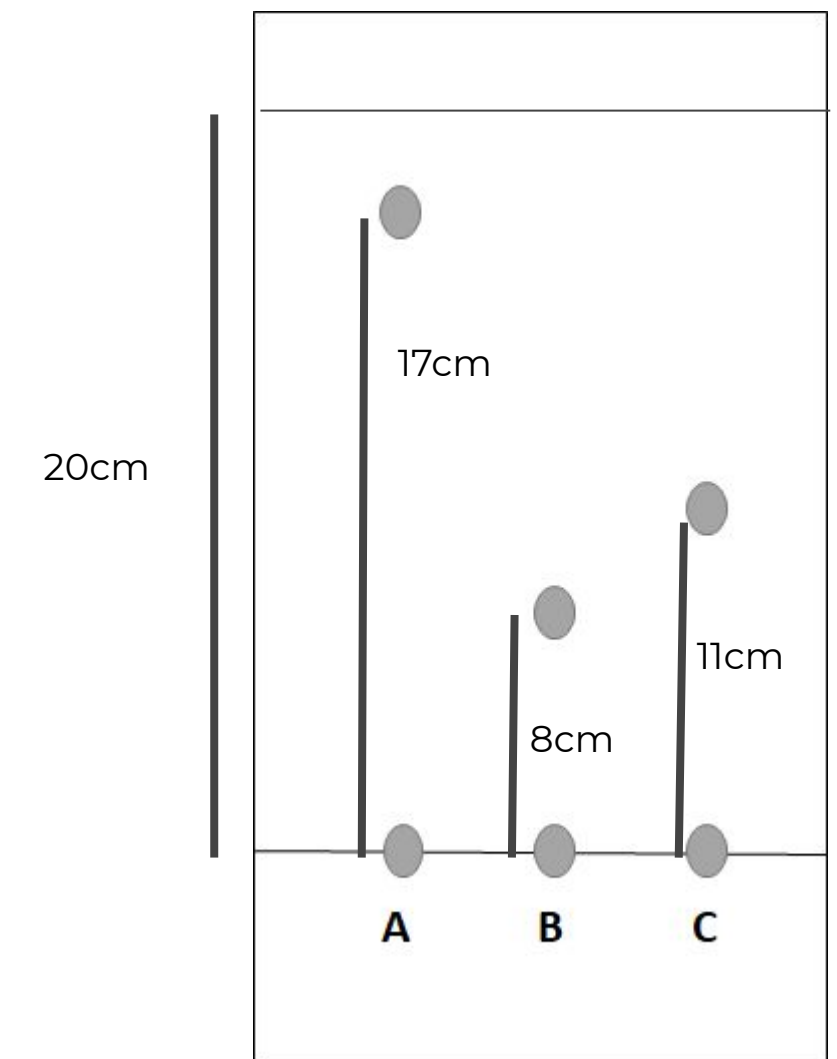


1. So it does not smudge and ruin the chromatogram
2. A lid
3. Solvent line
4. Distance travelled by the spot  $\div$  Distance travelled by the solvent
5. Calculate the Rf values of A, B, C.

$$A = 17/20 = 0.85$$

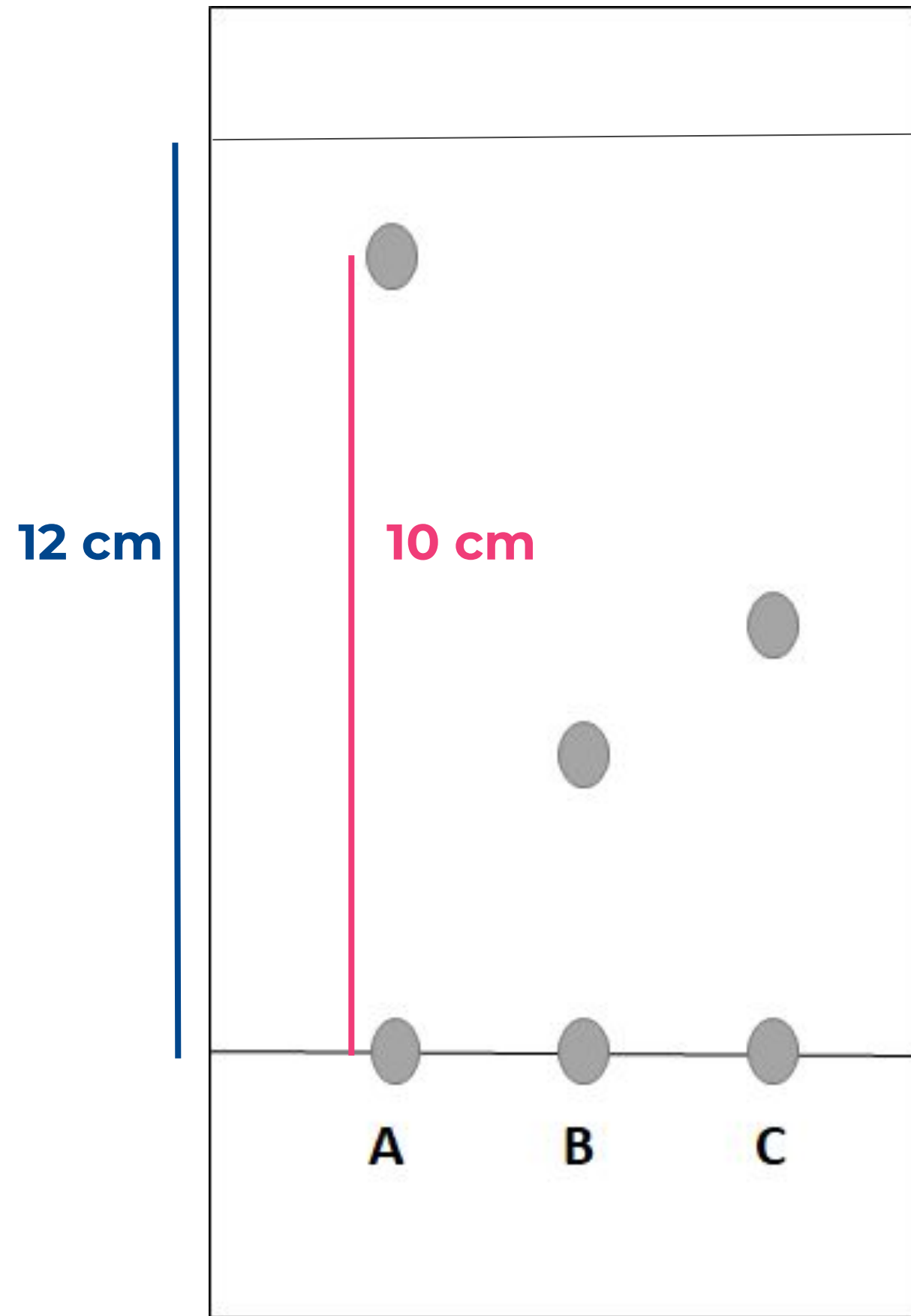
$$B = 8/20 = 0.40 \text{ (must be 2d.p.)}$$

$$C = 11/20 = 0.55$$



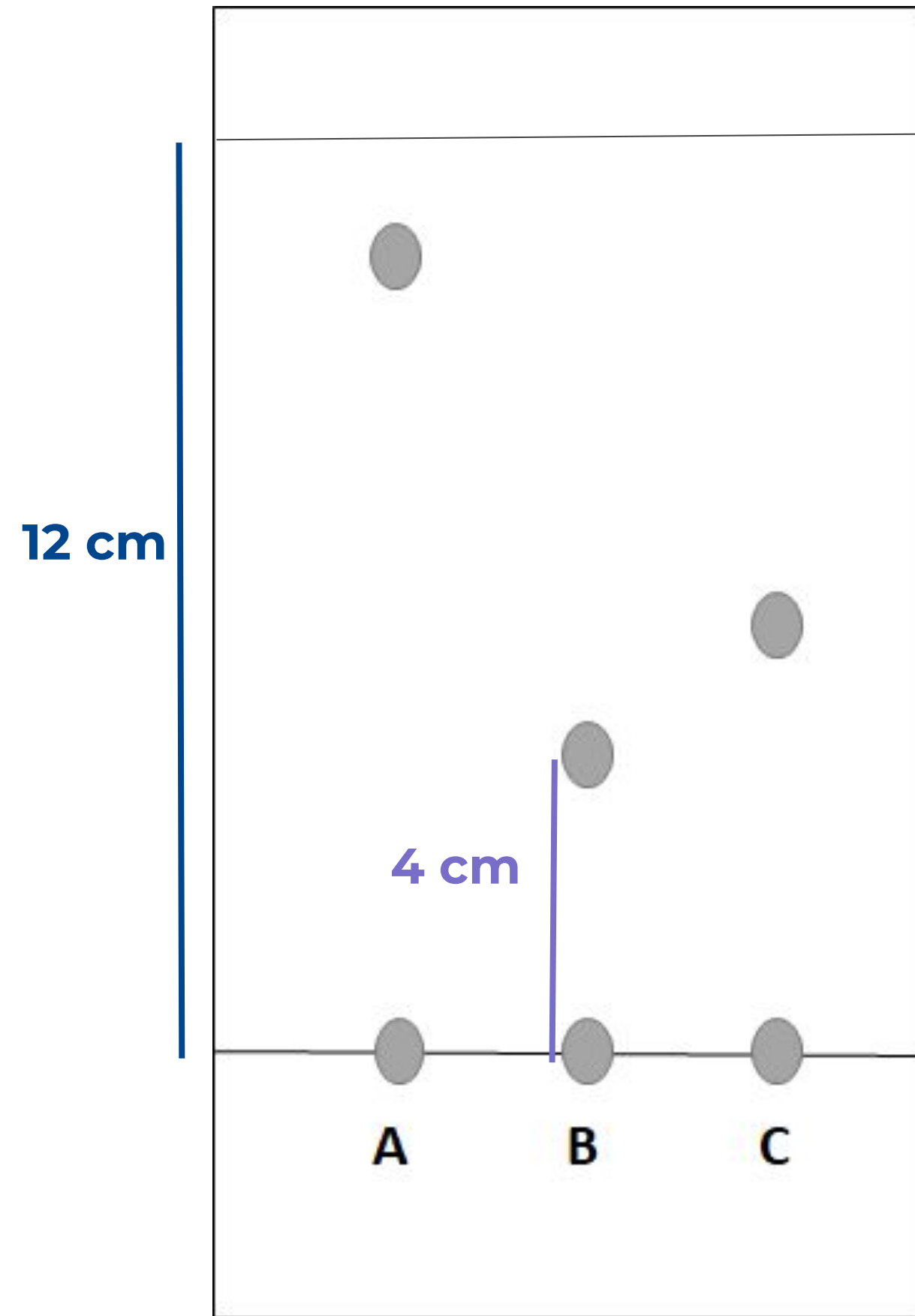
# Calculating Rf

1. Calculate the Rf for A



# Calculating Rf

2. Calculate the Rf for B



# Calculating Rf

3. Calculate the Rf for C

