











## Music Unit 1 Lesson 7

# How can we successfully create rhythmic music without instruments?

Miss Al-Hanoush

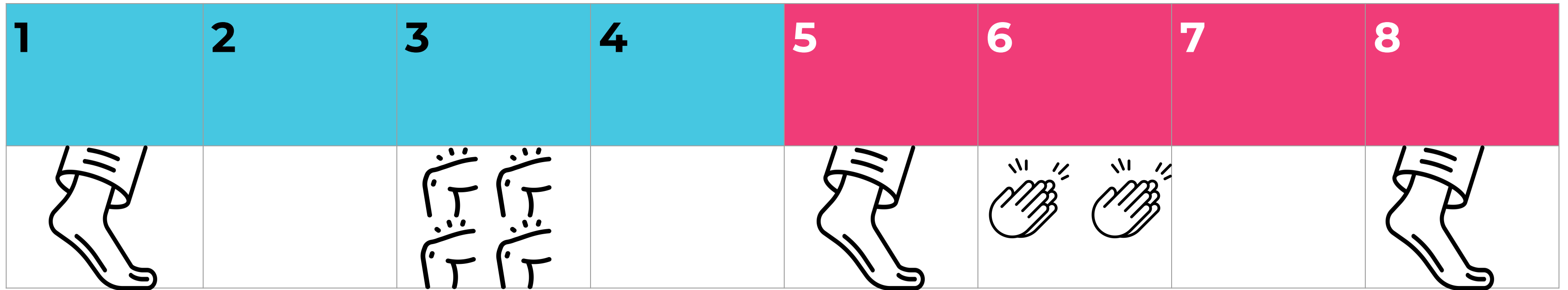


# Intro / outro example

1	2	3	4	5	6	7	8
							
9	10	11	12	13	14	15	16
	 				 		



# Body Groove example



# Intro / outro

<b>1</b>	<b>2</b>	<b>3</b>	<b>4</b>	<b>5</b>	<b>6</b>	<b>7</b>	<b>8</b>
<b>9</b>	<b>10</b>	<b>11</b>	<b>12</b>	<b>13</b>	<b>14</b>	<b>15</b>	<b>16</b>


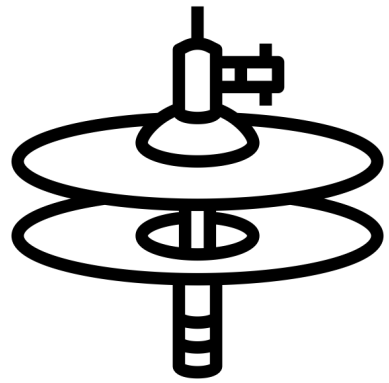
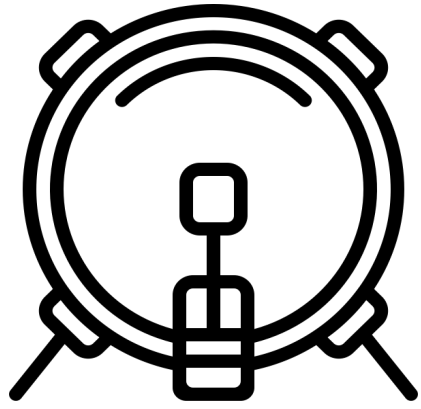


# Body Groove

<b>1</b>	<b>2</b>	<b>3</b>	<b>4</b>	<b>5</b>	<b>6</b>	<b>7</b>	<b>8</b>




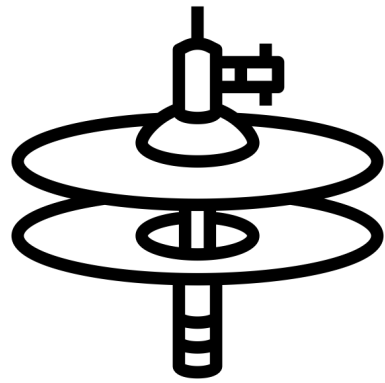
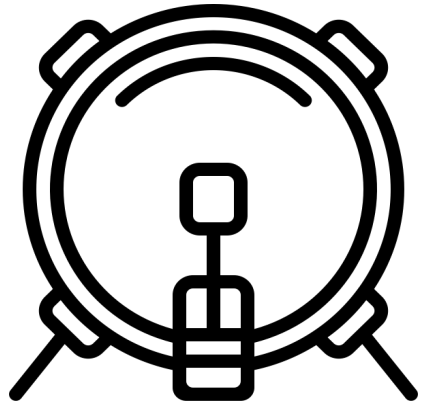
# Vocal Groove example



<b>P</b>		<b>P</b>	
<b>T</b>	<b>TT</b>	<b>T</b>	<b>TT</b>
	<b>K</b>		<b>K</b>
<b>1</b> +	<b>2</b> +	<b>3</b> +	<b>4</b> +



# Vocal Groove




1	+	2	+	3	+	4	+
---	---	---	---	---	---	---	---



# Performing a vocal and body percussion piece





Structuring your performance

**Intro**

**Body Groove**

**Vocal**

**Outro**





# References

- Slide [2, 3] - [The Noun Project] - [Berkah Icon] - [clap]
- Slide [2, 3] - [The Noun Project] - [priyanka] - [foot]
- Slide [3] - [The Noun Project] - [omeneko] - [thigh]
- Slide [6, 7] - [The Noun Project] - [Creaticca Creative Agency] - [bass drum]
- Slide [6, 7] - [The Noun Project] - [Marta Ambrosetti] - [Snare Drum]
- Slide [6, 7] - [The Noun Project] - [mynamepong] - [Hi-hat cymbal]

