

Dividing by a One Digit Number (No Regrouping) Worksheet





Mathematics

Mrs Behan



Independent task

Draw out a place value chart for each calculation and represent your tens and ones with drawings. Here is an example:

Hundred s 100s	Tens 10s	Ones 1s
		
		

$$24 \div 2 = 12$$

$$26 \div 2 = \square$$

$$44 \div 4 = \square$$

$$48 \div 2 = \square$$

$$50 \div 5 = \square$$

$$30 \div 3 = \square$$

$$63 \div 3 = \square$$

$$39 \div 3 = \square$$

$$66 \div 3 = \square$$

Partition

Divide the tens

Divide the ones

Recombine

