

Plot other quadratic equations

Maths

Mr Clasper

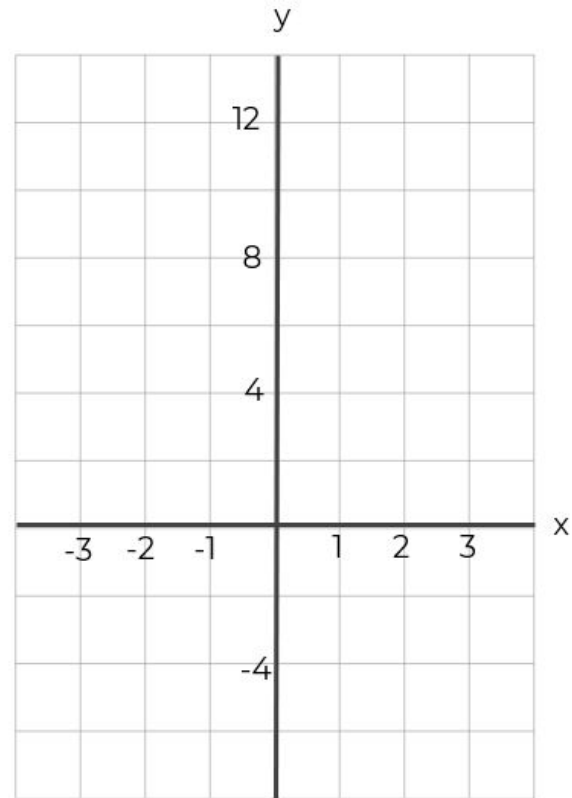


Plot other quadratic equations

1. a) Complete the table of values for the equation $y = x^2 - 2x - 4$

x	-3	-2	-1	0	1	2	3
x^2							
$-2x$							
-4							
y							

b) On the grid opposite plot the graph of $y = x^2 - 2x - 4$

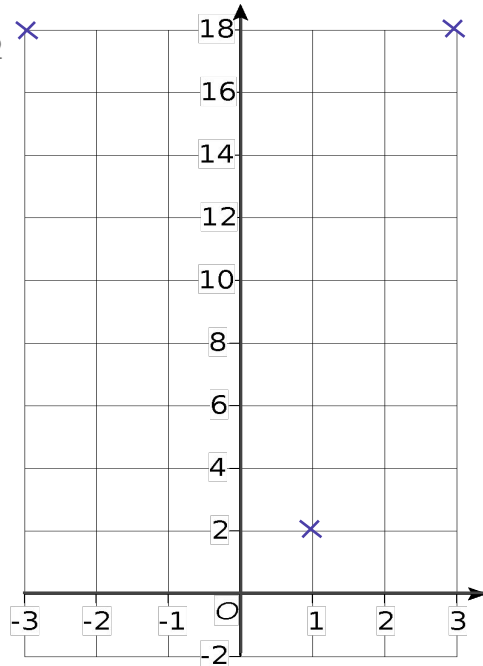


Plot other quadratic equations

2. a) Complete the table of values for $y = 2x^2$

x	-3	-2	-1	0	1	2	3
y	18				2		18

b) Plot, $y = 2x^2$




3. a) Complete the table of values for $y = 3x^2$.

x	-3	-2	-1	0	1	2	3
y							

b) Plot, $y = 3x^2$.

c) Does (4, 48) lie on the graph?



Answers

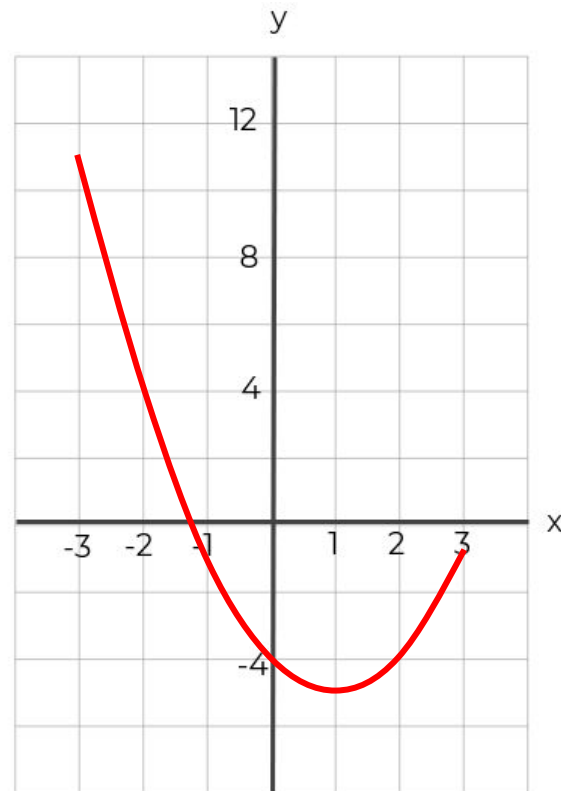


Plot other quadratic equations

1. a) Complete the table of values for the equation $y = x^2 - 2x - 4$

x	-3	-2	-1	0	1	2	3
x^2	9	4	1	0	1	4	9
$-2x$	+6	+4	+2	0	-2	-4	-6
-4	-4	-4	-4	-4	-4	-4	-4
y	11	4	-1	-4	-5	-4	-1

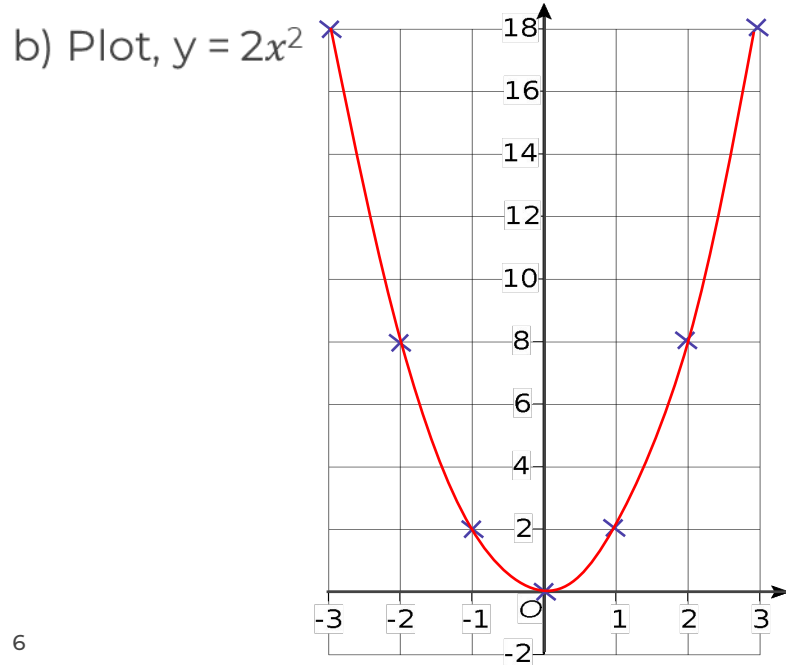
b) On the grid opposite plot the graph of $y = x^2 - 2x - 4$



Plot other quadratic equations

2. a) Complete the table of values for $y = 2x^2$

x	-3	-2	-1	0	1	2	3
y	18	8	2	0	2	8	18



3. a) Complete the table of values for $y = 3x^2$

x	-3	-2	-1	0	1	2	3
y	27	12	3	0	3	12	27

b) Plot $y = 3x^2$

c) Would the point (4, 48) be on the graph?

Yes as $4 \times 4^2 = 48$

