

Maths


Loci From a Shape

Mr Bond




Loci from a shape

1. Draw the locus of all the points 2 cm away from each shape.




2. At a zoo, visitors are advised to not go within 2 m of the enclosures.

Using a scale of 1 cm : 1 m, shade the region where visitors should not stand for this enclosure.

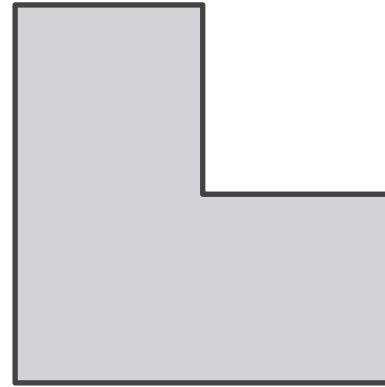


Loci from a shape

3. Here is a sketch of a pool
Using the scale 1 : 200, shade the
region that is more than 2 m from the
pool but less than 4 m from the pool.



4. Draw the locus of all points 1 cm
away from the polygon.

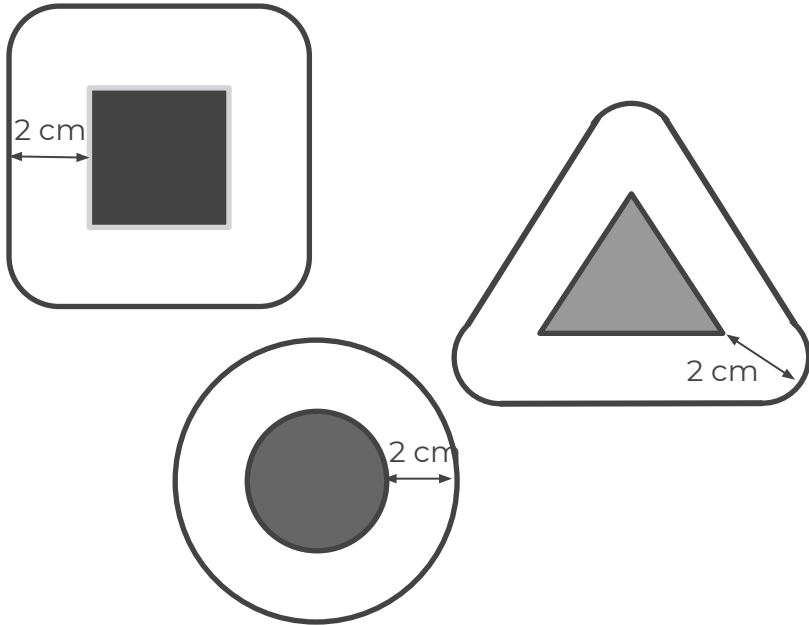


Answers




Loci from a shape

1. Draw the locus of all the points 2 cm away from each shape.



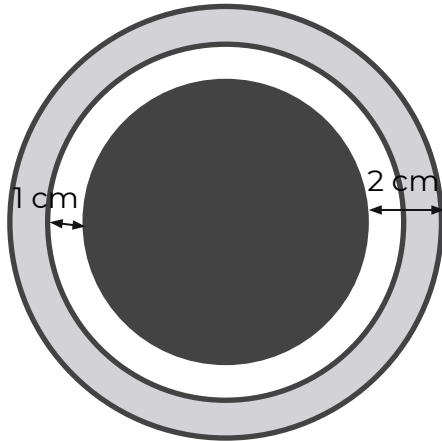
2. At a zoo, visitors are advised to not go within 2 m of the enclosures.

Using a scale of 1 cm : 1 m, shade the region where visitors should not stand for this enclosure.



Loci from a shape

3. Here is a sketch of a pool
Using the scale 1 : 200, shade the
region that is more than 2 m from the
pool but less than 4 m from the pool.



4. Draw the locus of all points 1 cm
away from the polygon.

